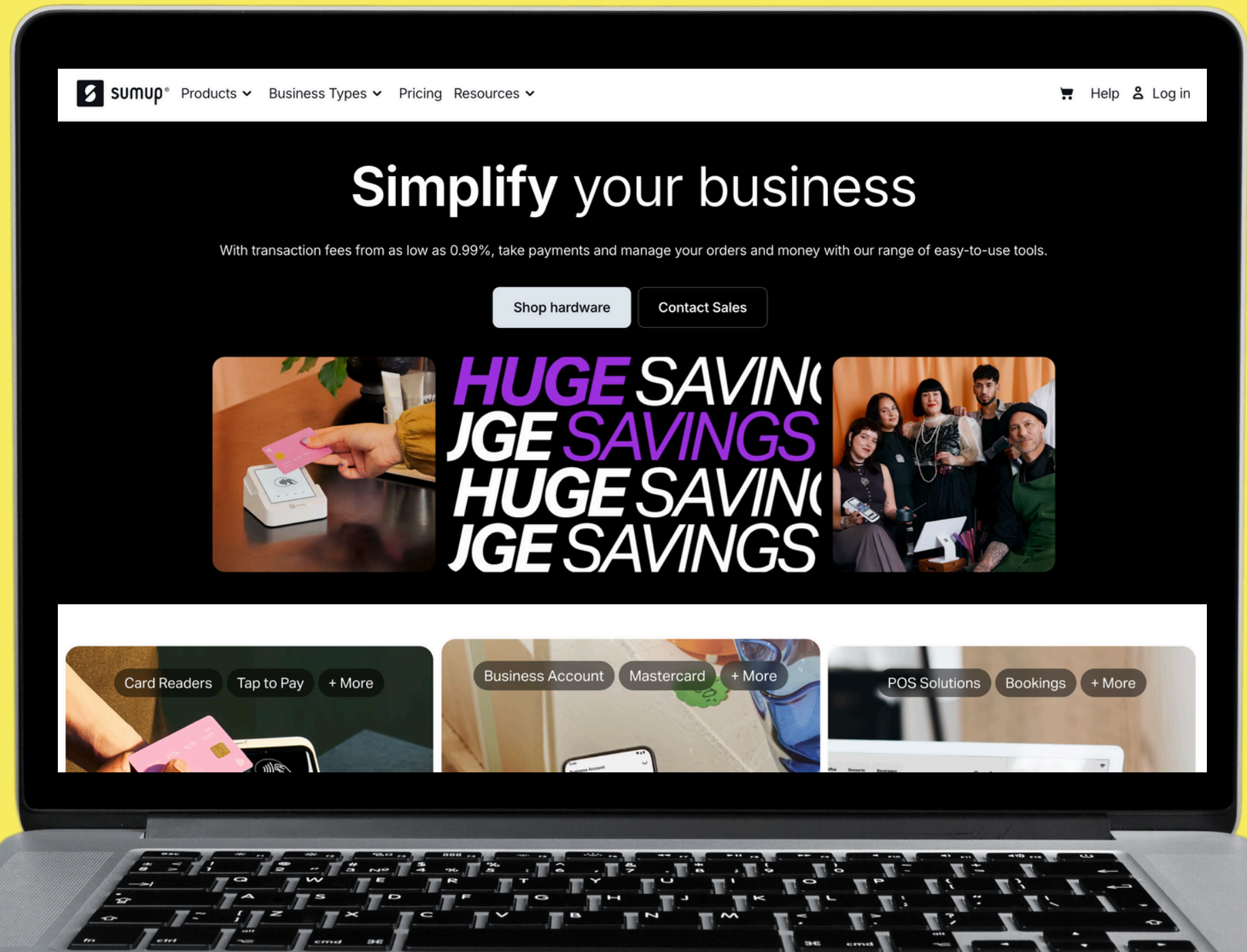


REBEL

Taking Payment with



sumup®



Contents

- **Creating an account**
- **Payment links**
- **Online Store**
- **Booking System**
- **Linking to your website**
- **Fees**

Creating an Account

Go to sumup.com/en-gb/therebelschool

**Rebel Affiliate Link*

sumup® | **REBEL**

Grow Your Business with SumUp

Order now

Please tap 3.20 GBP

£3.20

1 2 3 ✖
4 5 6 ✖
7 8 9 ✔
0 sumup®

2 3
5 6
8 9
0

Charge

Click here, scroll to the bottom of the page and register sign up for new account.

Set up the account



You will be asked for details like your name, date of birth, address & bank details

You will be asked if you want a Business account with SumUp.

You can link your personal/business account by clicking the right hand option.

Preferred sales payouts account

Tell us where to deposit the revenue you earn through SumUp

SumUp Business Account 	Your own bank account 
Sales paid the next day into this free current account from SumUp	Sales paid in 1 business day into any bank account in the UK
Card reader transaction fee 1.69% 1.49%*	Card reader transaction fee 1.69%
SumUp Mastercard for business expenses ✓	SumUp Mastercard for business expenses ✗
Monthly, account or transfer fees None	Monthly, account or transfer fees Varies by bank
Select	Select

Rebel Tip:
Don't open a business bank account till you have attended the The Rebel Guide to Tax session.



Email verified

You can close this window now and continue registration.

[Go to me.sumup.com instead.](https://me.sumup.com)

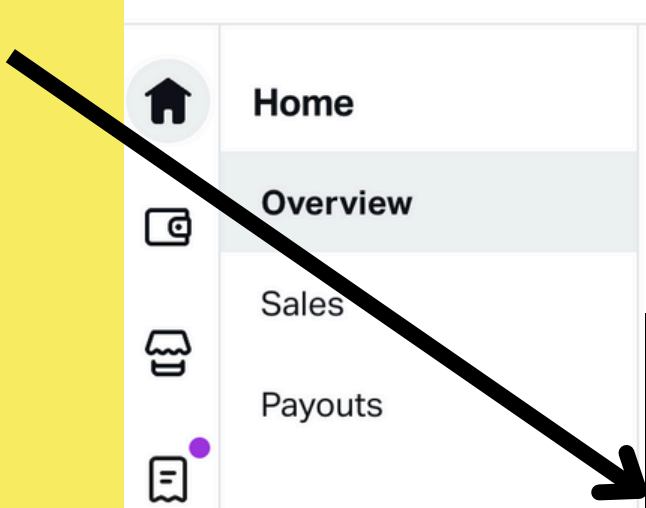
Verify your account

You will be asked to verify your email and download the app before you are able to take payment.

Payment Links

Creating a payment link

Click here



The screenshot shows the SumUp dashboard interface. At the top left is the SumUp logo. The top right corner contains a 'Support' link with a question mark icon and a user profile for 'Laura Poole' with ID 'MM4M4F9A'. A left-hand navigation menu includes 'Home', 'Overview' (which is highlighted), 'Sales', 'Payouts', 'REPORTS', and 'All reports'. The main content area is titled 'Overview' and features a 'Quick Actions' section with four buttons: 'Send Payment Link' (highlighted with a black box), 'Create new invoice', 'Add item to library', and 'Add new employee'. Below this is a 'Boost your business' section with three promotional cards: one for payment terminals, one for a green t-shirt, and one for reports.

sumup®

Support


Laura Poole
MM4M4F9A

Payment Links

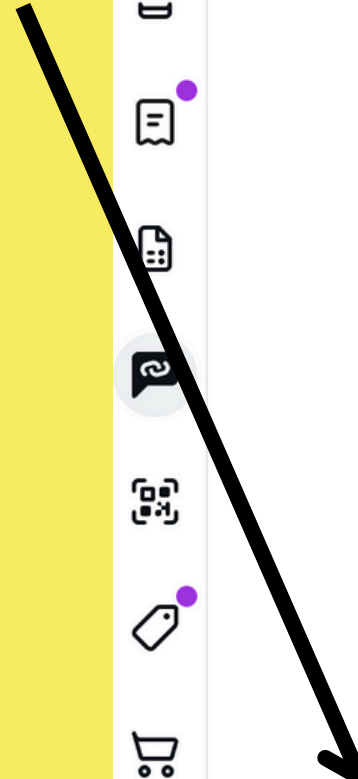
Share links to receive easy online payments

- Share on any channel**
Send payment links on whichever channel you use to contact your customers, including Instagram, WhatsApp, SMS and email.
- Simple payment for customers**
Customers don't need an app or account - they just open the link, enter their details and complete the payment.
- Know when you've been paid**
See who's paid and who hasn't with an overview of your links. You can resend links to remind your customer to pay.

Create Payment Link



Then click here



Payment Links

Payments

Reusable links

Paid

Unpaid

Revoked



You haven't created any payment links yet.

Once you've created a link, you'll be able to manage it here.

Create Payment Link

Then click here

Create Payment Link ✕

Payment type
Fixed amount ▼

Amount
£ 123.45

Description
e.g. Photography Package

Activate reusable link
Link can be used to pay multiple times by more than one customer

More link options ▼

Create another link

Create Payment Link

Enter the amount here



Name of product/ service here



Click this one if you want more than one person to be able to buy else the button will expire after one payment



Click this button to generate the link



Get paid with PayPal

Connect your PayPal account with your SumUp profile and offer your customers another easy way to pay.

[Connect now](#)



Payment Links

[Feedback](#)

[Create Payment Link](#)

Payments

Reusable links

Date created	Description	Status	Amount	ID	Share
03/07/2024 14:15	Deluxe Balloon	✓ Active	£100.00	QT2TG360	
03/07/2024 14:09	Basic Balloon fun	✓ Active	£50.00	QZ94EM2F	

Deluxe Balloon

£100.00

✓ Active



Preview



QR code



More

Details

Description

Deluxe Balloon

URL

pay.sumup.com/b2c/QT2TG360

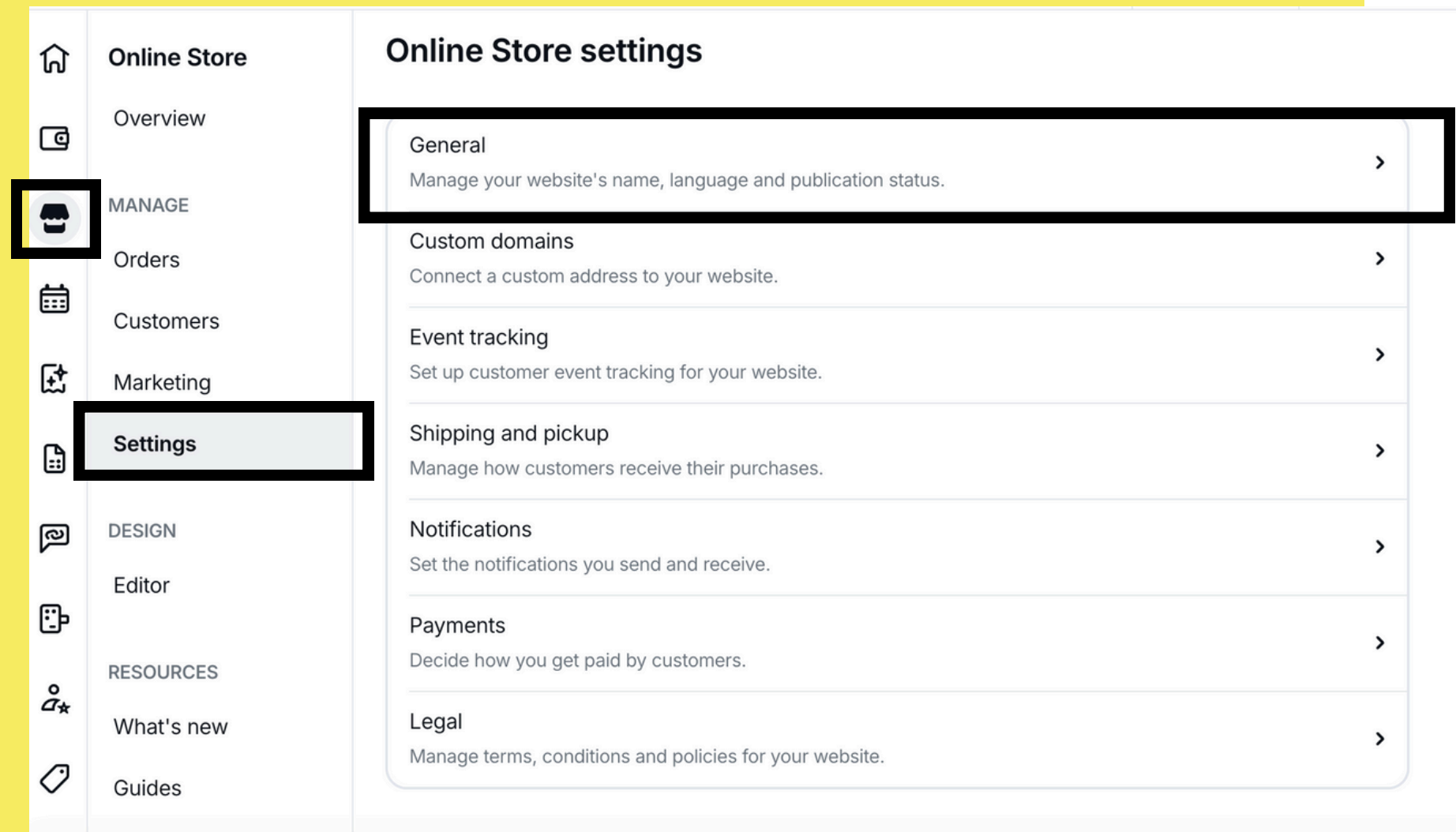
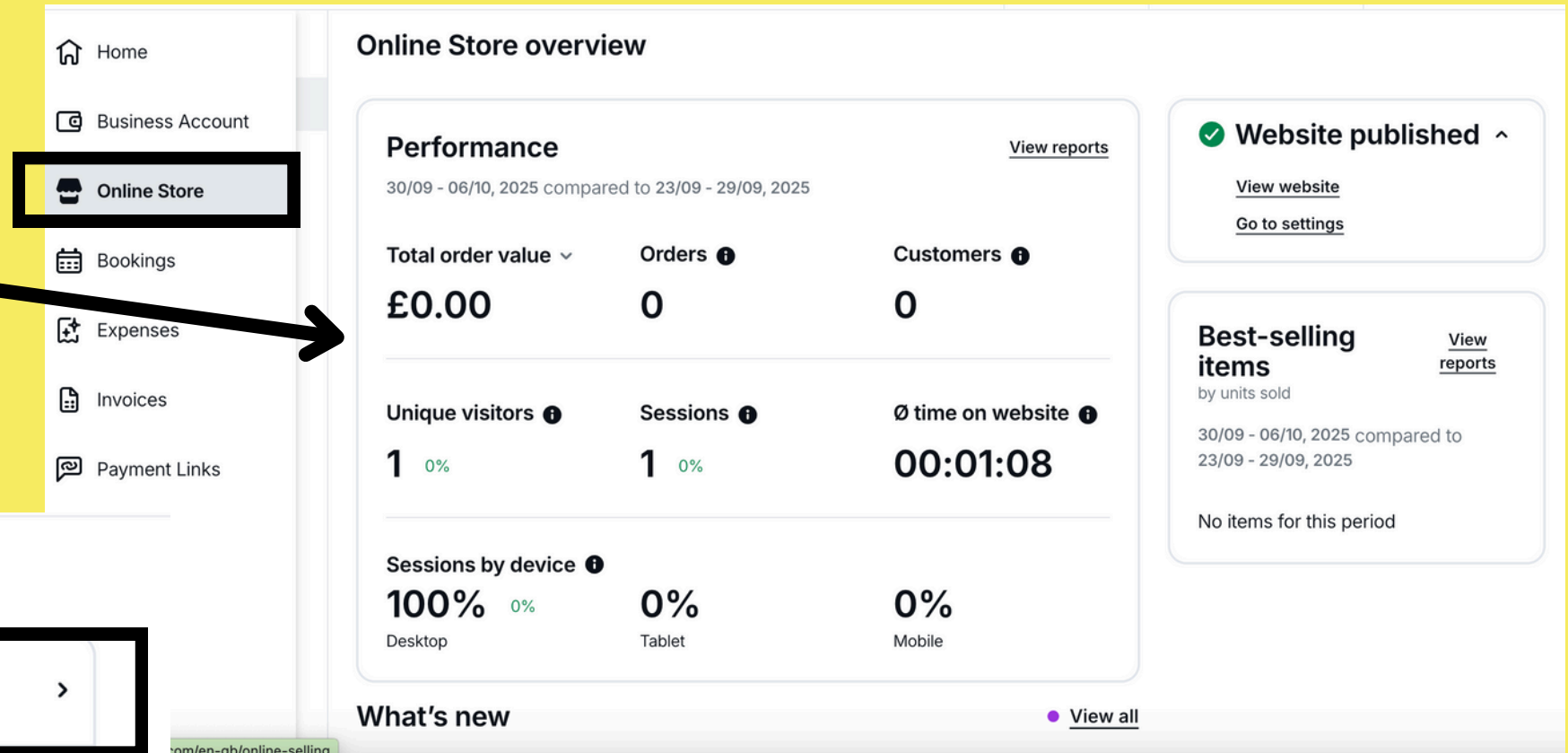
Created

03/07/2024 14:15

Click the link to copy it

Online Store

Go through the steps below to set up your online store then this will become available to you.




Fill Out:

- Store Name
- Store description
- Contact details
- Shipping options (flat rate, free shipping, etc.)
- Return policy

Make sure you enable your store once you've filled in the settings.

Add an item

If you want to make changes you can find the items here



Item library [Import](#) [Export](#) [Bulk add items](#) [Add item](#)

Offer your items for takeaway
You can now set separate item prices and VAT rates for takeaway orders. [Try now](#)

Category VAT Rate Price Search by item name

<input type="checkbox"/>	Name	Category	Price	Unit	
<input type="checkbox"/>	Embrace your worth 30 day journal (digital)	My Shelf	£5.00	Each	
<input type="checkbox"/>	Nail Appointment	My Shelf	£30.00	Each	
<input type="checkbox"/>	Sea Shells	My Shelf	£5.00	Each	

Add an item



Name
Sea Shells

Price (excl. tax) £ 5 Unit Each

Tax rate
No VAT

Show as "On sale" in Online Store

Set up different prices and VAT for takeaway

Add in all your product info

Add your product description.

If your product is customisable you will want to add something like *"Please include the message you'd like in the Notes at Checkout."* to the description.

Item description
The description will appear on invoices and in the Online Store. [Generate](#)

Description

Normal **B** *I* U ~~S~~

-
-

~~£~~ ~~£x~~

The best shells ever

Characters left: 980

Online Store
 Display item in Online Store

Shipping weight
Specify the weight of the item (for shipping based on weight)

100 kg

You'll probably need to switch this to no VAT

Toggle this on so it appears in your store

Home
Business Account
Online Store
Bookings
Expenses
Invoices
Payment Links
Kiosk
Loyalty
Items

Online Store overview

30/09 - 06/10, 2025 compared to 23/09 - 29/09, 2025 [View reports](#)

Performance

Total order value	Orders	Customers
£0.00	0	0

Unique visitors	Sessions	Ø time on website
1 0%	1 0%	00:01:08

Sessions by device		
100% 0%	0%	0%
Desktop	Tablet	Mobile

What's new [View all](#)

Website published [^]

[View website](#)

[Go to settings](#)

Best-selling items

by units sold

30/09 - 06/10, 2025 compared to 23/09 - 29/09, 2025

No items for this period

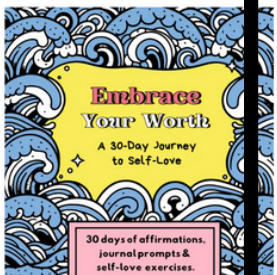
[View reports](#)

Laura Poole
Home **Products**


Home / Products

EXPLORE PRODUCTS

CATEGORIES: All
SORT BY: Name A-Z



Embrace your worth 30 day journal (digital)
£5.00



Sea Shells
£5.00

laura-poole.sumupstore.com/product/sea-shells

Home / Products / My Shelf / Sea Shells



Sea Shells

£5.00

QUANTITY: - 1 +

[Buy now](#)

[Add to cart](#)

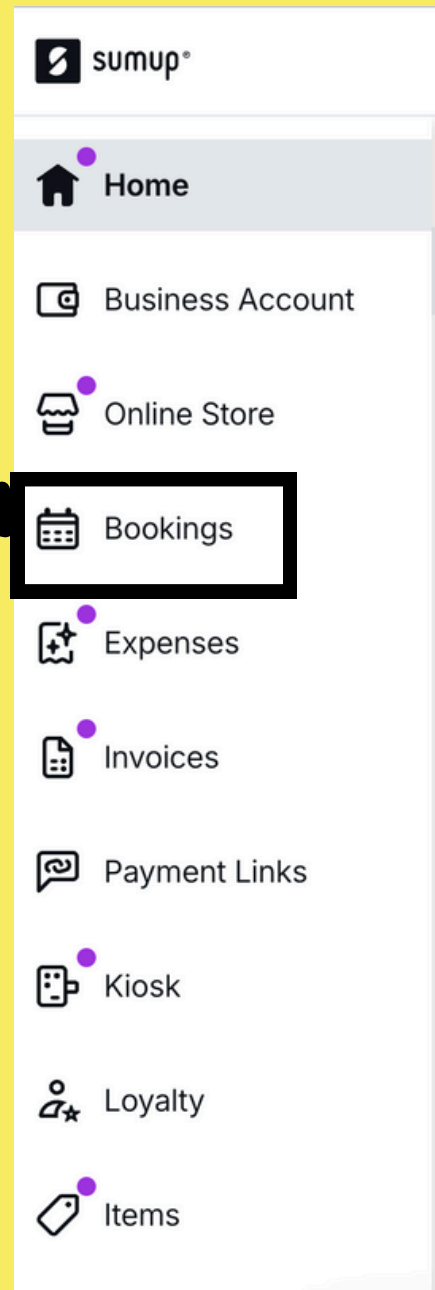
SHARE: [Facebook](#) [Twitter](#) [Pinterest](#) [Share](#)

The best shells ever

Once you're on the product page you can copy the url from the top and link it to your button on your website.

Booking System




Find bookings on the side bar



Bookings


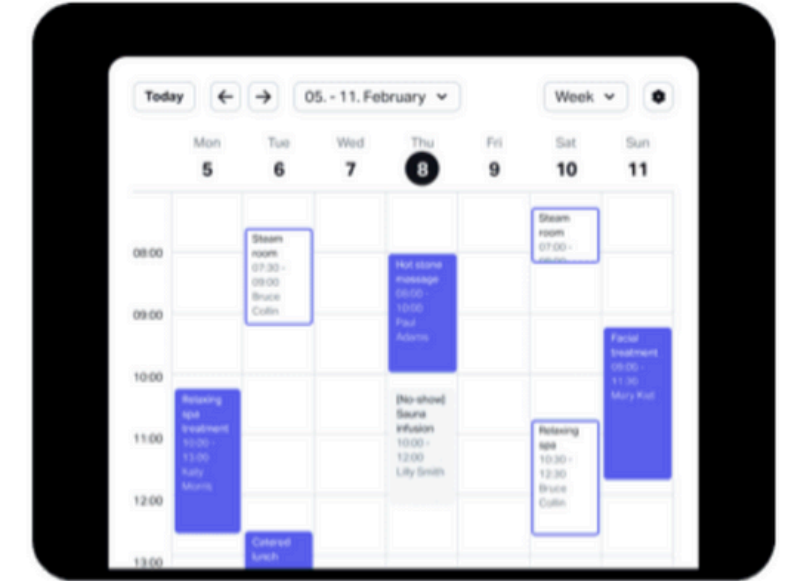
Take appointments and manage your schedule

Stay organised and save time with SumUp Bookings.

-  **Manage bookings**
Add services, respond to requests and set time blocks.
-  **Automate scheduling**
Save time with automatic booking confirmations and reminders.
-  **Get paid faster**
Give customers a smoother checkout with prepaid bookings.

By clicking 'Get started' you acknowledge that you have read and understood this [disclaimer](#).

Get started



Let's get started

What's the name of your business?

This will be displayed on a booking page that we are creating for you and its URL. The booking page is where customers can book your services.



My business name

Your Business Name goes here

Continue

Overview

Get started in 5 easy steps

0/5

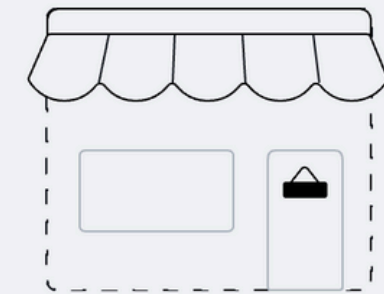
Location

Add your business location

This will be displayed on your bookings page.

Add location

[I don't have one](#)



[Working hours](#)

[Services](#)

[Payments](#)

[Booking requests](#)


Start filling these out

Add service

Services will be added as bookable items in the item catalogue. Visit the item catalogue for advanced settings. [Learn more](#)

Details

Name

Price (incl. tax)
 

Category ⓘ

Duration ⓘ

Hours: Minutes:

Get started in 5 easy steps 4/5

- ✓ [Location](#)
- ✓ [Working hours](#)
- ✓ [Services](#)
- ✓ [Payments](#)
- Booking requests

Edit default method

Current method:
Accept requests automatically

You're ready to go

Share booking page

The booking page is where customers can book your services.

sumupbookings.com/laura-pole

Upcoming appointments

Nothing scheduled

Performance [View reports](#)

13/05 - 19/05, 2025 Compared to 06/05 - 12/05, 2025

If you want to make changes you can find the appointments here



Business Account

Online Store

Bookings

Expenses

Invoices

Payment Links

Kiosk


Loyalty

Items

Customers

Item library

[Import](#) [Export](#) [Bulk add items](#) [Add item](#)






Offer your items for takeaway

You can now set separate item prices and VAT rates for takeaway orders.

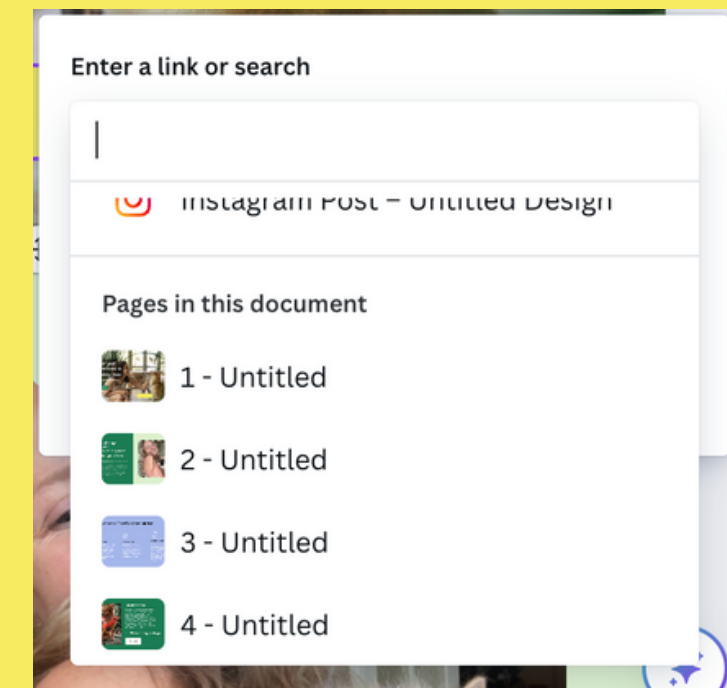

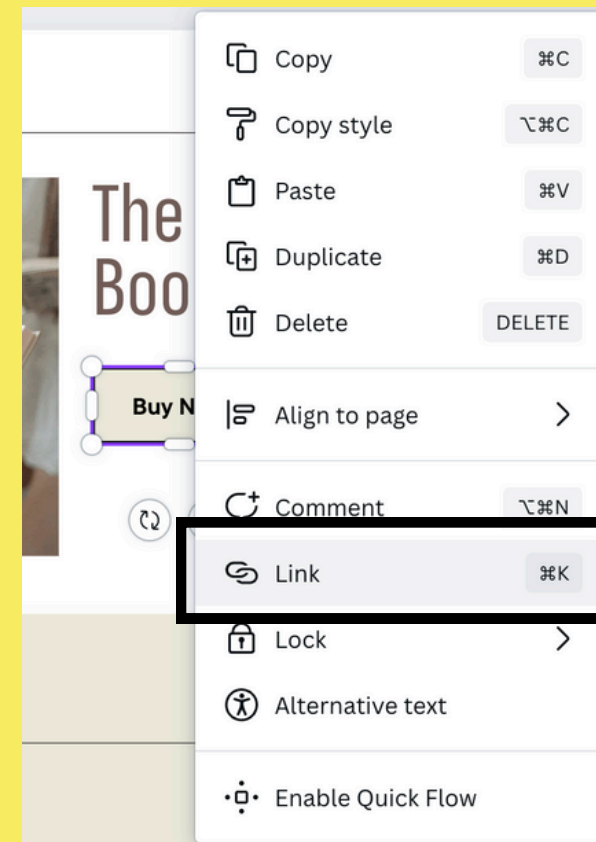
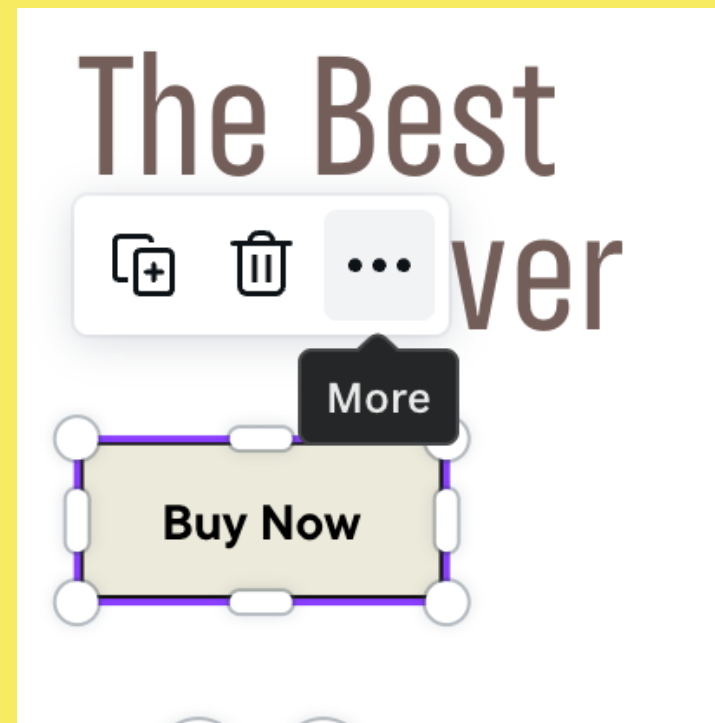
[Try now](#)

Category VAT Rate Price

<input type="checkbox"/>	Name	Category	Price	Unit	
<input type="checkbox"/>	 Embrace your worth 30 day journal (digital)	My Shelf	£5.00	Each	
<input type="checkbox"/>	 Nail Appointment	My Shelf	£30.00	Each	
<input type="checkbox"/>	 Sea Shells	My Shelf	£5.00	Each	

Linking to Your Website

Go back to Canva (or your website of choice) and click the button you made

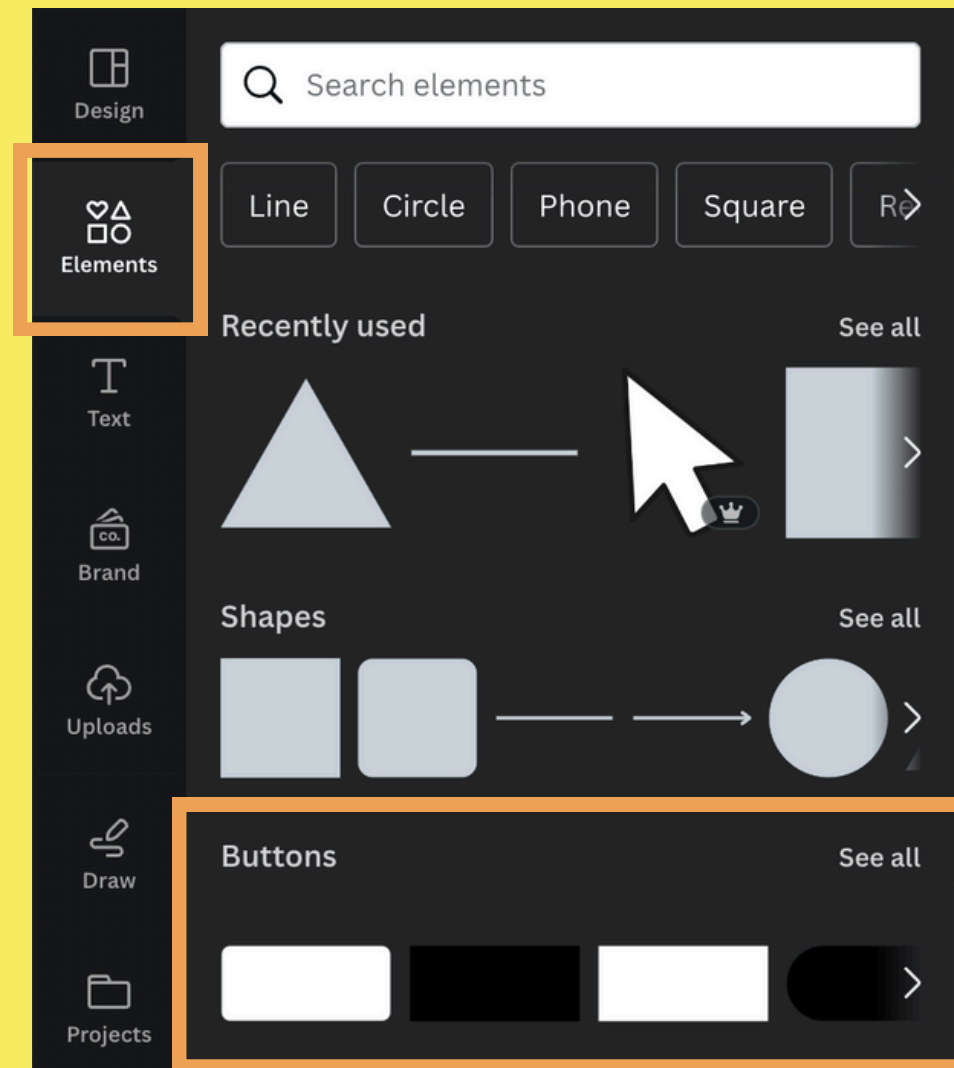


**Click on the button you have created
then click the three dots (more)
Double click in the box to add text.**

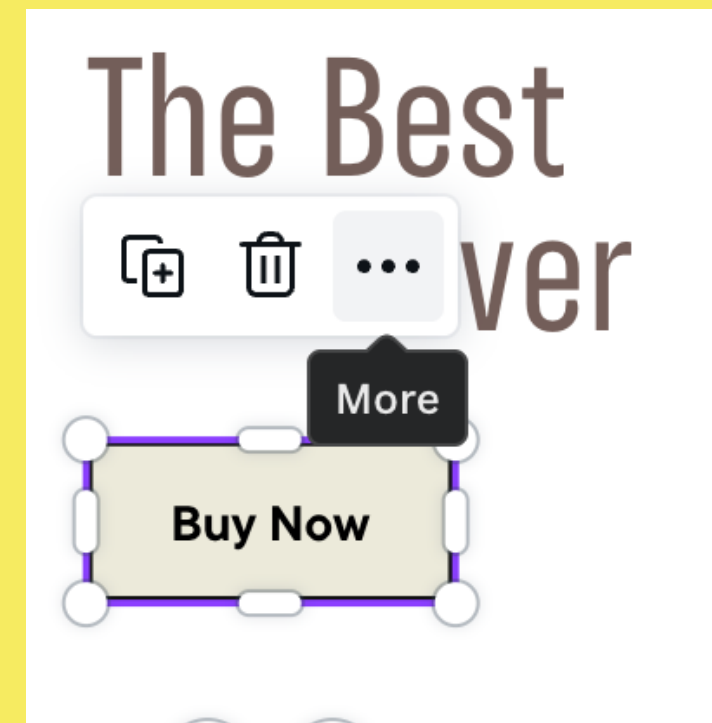
Paste the link into this box and press enter.

Or...

Go to Canva (or your website of choice) and add a button to your site



Click elements then choose from the button selection.

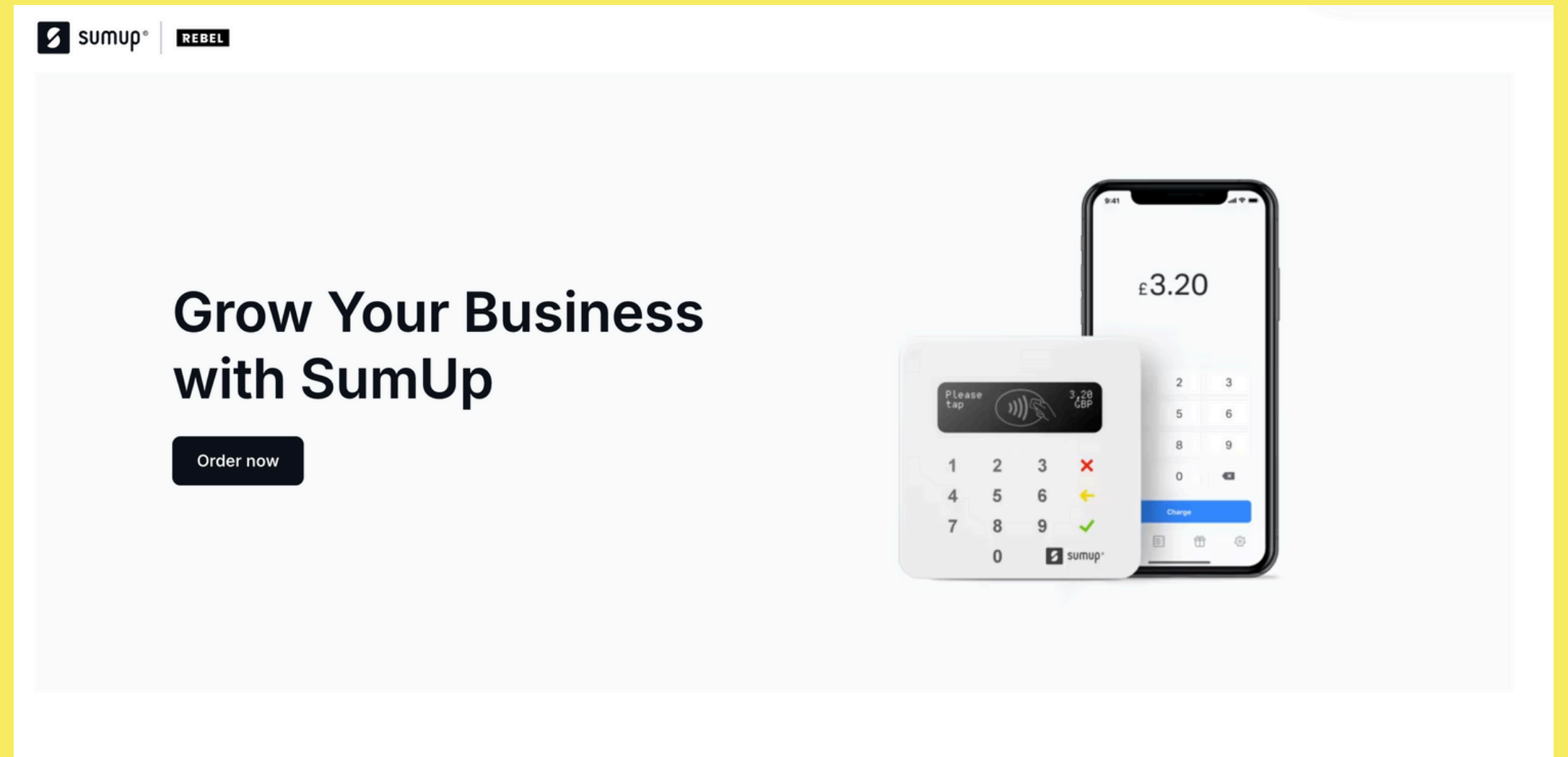


Click on the button you have created then click the three dots (more)
Double click in the box to add text.

Fees

With Rebel

You can benefit from
0% fees on up to £1,000
in transactions made via card readers,
QR codes, and payment links.



sumup® | REBEL

Grow Your Business
with SumUp

Order now

£3.20

Please tap

3.28 GBP

1 2 3 ✖

4 5 6 ←

7 8 9 →

0 sumup®

Charge

Go to sumup.com/en-gb/therebelschool

**Rebel Affiliate Link*

The Rebel Guide to SumUp

REBEL

sumup®

Without Rebel

There are no upfront costs meaning you don't pay to use SumUp.
They have fees but only when you make a sale.

No hidden fees

We think you should always know exactly what you're paying for and when.

That's why all of our pricing is **transparent**, **affordable** and **fair**. Sign up to start using our products, and only pay a **small transaction fee** each time you take a payment.

£0

Monthly costs

1.69%

Transaction fee: Card readers & POS Lite

2.5%

Transaction fee: Payment Links

SumUp takes 2.5% of every sale you make. If you sell something for £100 that means you get £97.50